

Student Self Assessment Tool







➔ "Role" With It!

Date: _____



Level 1

Student Names:

Assessment Criteria	 yes	 no	 close
We showed that family, friends or media can influence our drink choices.			
We showed that at least 1 player on our team knows how to make healthy drink choices.			
We explained in the role-playing scenario why some choices are better than others.			
We used the 4 steps (Stop, Think, Decide, State your decision clearly and firmly).			
We spoke clearly and loudly and didn't turn our backs to the audience.			
How many  ,  and  did we get?			



Tips for using this assessment tool:

- Go over the criteria with the students before the role-playing scenario.
- Distribute the assessment rubric before the role-playing scenario.
- Encourage students to check if they fulfill all criteria while practicing the role-playing scenario.
- After individual presentations, discuss criteria with class.
Encourage the audience to give feedback on fulfillment of criteria.
- Have group fill in self-assessment right after presentation and class feedback.